

Faith Practices: service

Philippians 2:1-11



Understanding the Bible:

What is the problem being expressed in this Bible passage?

How does God show up in this Bible Passage?

What is one way you can practice service this week?

My favorite song today:

Things I will pray for this week:

Today's Bible Passage: Philippians 2:1–11

(Can you find the highlighted words?)

L I K E - M I N D E D M O
P M K N E T N O T H I N G
A A R C F V T L D C N A M
M E A O T H E R S O T M U
N A T U R E R R I M N E C
C R H R C L E S Y F V S U
F T E A O M S I B O U A O
V H R G M A T P L R F M S
E L E E P D S D I T B E F
R E F M L E R D S R E A J
Y R O E E A M I N D I Y E
O C R N T T R J A C N T S
G J E T E H A V I N G F U
Y C D G C O M M O N Y B S




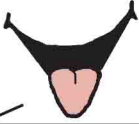

Therefore if you have any **encouragement** from **being** united with **Christ**, if any **comfort** from his **love**, if any **common** sharing in the **Spirit**, if any tenderness and **compassion**, then **make** my joy **complete** by **being like-minded**, having the **same love**, **being** one in **spirit** and of

one **mind**. Do **nothing** out of selfish ambition or vain conceit. **Rather**, in humility value **others** above yourselves, not looking to your own **interests** but each of you to the **interests** of the **others**. In your relationships with one another, have the **same** mindset as **Christ Jesus**: Who, **being** in **very nature** God, did not consider equality with God something to **be** used to his own advantage; **rather**, he **made** himself **nothing** by taking the **very nature** of a servant, **being made** in human likeness. And **being** found in appearance as a man, he humbled himself by becoming obedient to **death**— even **death** on a cross! **Therefore** God exalted him to the highest place and gave him the **name** that is above **every name**, that at the **name** of **Jesus every** knee should bow, in heaven and on **earth** and under the **earth**, and **every** tongue acknowledge that **Jesus Christ** is Lord, to the glory of God the Father.

“Every knee should bow ... and every tongue confess Jesus Christ is Lord!”

Finish the pattern by drawing a line to match the correct box.

PATTERN

		
		
		
Jesus is Lord !		


Ages 3+

September 3, 2023 • Philippians 2:5-11

Jesus Christ Is Lord

Remember Jesus' attitude in our relationships with one another.

What Would Jesus Do?
Find and count WWJD in the picture.
How many? 3 4 5 or 6 ?



Fellowship Christian Reformed Church
4375 Ivanrest S.W.
Grandville MI 49418
www.fellowshipcrtc.com

Enter your **SECRET CODE** to unlock games @ games.childrensbulletins.com

SECRET CODE!
PF2287

Jesus humbled Himself.
He gave His life on the cross.

Follow the steps to draw the cross.

1.




2.



3.



4.




God exalted Jesus to the
highest place and gave Him ...

Use the code to fill in the words in the boxes below.

every

above

name




A

n _ _ _

_ a _ _ _


_ _ _ _ _

n _ _ _ .



What will every tongue confess?

Cross out every letter P for pride and read the message that remains.




“...THATPATPTHEPNAMEPOFPJESUSPEVERYPTONGUEP
EARTHANDPUNDERPTHEPEARTH,PANDPEVERYP
CHRISTISPLORD.”
PANDPEVERYPKNEEPPSHOULDPPBOW,PINPHEAVENP
PANDPEVERYPTONGUEPCONFESSPTHATP
JESUSPCHRISTISPLORD.”



Ages 7+


September 3, 2023 • Philippians 2:5-11

Jesus Christ Is Lord



Paul encouraged the believers to be like Jesus. What did he tell them they should have?

In the list of items that are often mentioned together, fill in the missing letters. Read the words made by the connected letters.



Fellowship Christian Reformed Church
4375 Ivanrest S.W.
Grandville MI 49418
www.fellowshipcrtc.com

Enter your **SECRET CODE** to unlock games @ games.childrensbulletins.com **SECRET CODE!**
NEQTP3

“Your attitude should be the same as that of Jesus Christ.”

Unscramble the letters to make colors that are named for fruits and vegetables. Use the numbered letters to complete Paul’s description of Jesus.

lump
bluish red 1 2

voadoac
yellowish green 3 4

groane
reddish yellow 5 6 7

chtusten
reddish brown 8 9 10 11

elivo
drab green 12 13

crearbyrn
dark red 14 15 16


Jesus made Himself

6 3 11 8 12 6 7
He took on the nature of a
being
9 16 14 13 5 6 11
made in _____ likeness ...
8 10 2 5 6
He _____ Himself and
8 10 2 15 1 16 4
became _____ to death.
3 15 16 4 12 16 6 11



God gave Jesus the name above every name.

In each column, circle all number names. (There are 3 or 4 in each column.) Write the remaining letters at the bottom to find what God did.



1	2	3	4	5	6	7
F	E	E	T	M	H	P
I	X	L	H	I	I	T
F	S	E	U	L	G	H
T	E	V	N	L	T	O
E	V	E	N	D	I	U
N	E	N	R	O	W	S
G	T	H	E	N	L	A
F	Y	R	D	T	V	N
I	A	R	S	S	E	D
V	L	E	E	I	H	L
E	T	E	V	X	E	A
O	S	I	E	T	F	N
T	I	Z	N	E	O	I
W	X	E	O	N	U	N
E	T	R	T	H	R	C
N	Y	O	E	E	S	E
T	E	M	N	E	O	T
Y	D	F	E	L	N	H
O	N	O	I	L	E	I
N	I	R	G	E	T	R
E	N	T	H	V	T	T
D	E	Y	Y	N	N	Y

“1) _____ 2) _____ 3) _____ 4) _____
5) _____ 6) _____ 7) _____.”